



	DIN EN IEC 60695-2-10 Berichtigung 1 (VDE 0471-2-10 Berichtigung 1)	
	This standard - only the original German version - is also a VDE-Bestimmung according to VDE 0022. After completion of the approval procedure adopted by the VDE Supervisory Board it was included in the VDE Specifications Code of safety standards under the VDE number indicated above and announced in the "etz Elektrotechnik + Automation" magazine.	
<div><div>ICS 13.220.40; 29.020</div><div>Corrigendum to DIN EN IEC 60695-2-10 (VDE 0471-2-10):2023-10</div></div> <div>It is recommended that a reference to this corrigendum be made on the standard concerned.</div> <div><p>Prüfungen zur Beurteilung der Brandgefahr – Teil 2-10: Prüfverfahren mit dem Glühdraht – Glühdrahtprüfeinrichtung und allgemeines Prüfverfahren (IEC 60695-2-10:2021/COR1:2024); Deutsche Fassung EN IEC 60695-2-10:2021/AC:2024-01</p><p>Fire hazard testing – Part 2-10: Glowing/hot-wire based test methods – Glow-wire apparatus and common test procedure (IEC 60695-2-10:2021/COR1:2024); German version EN IEC 60695-2-10:2021/AC:2024-01</p><p>Essais relatifs aux risques du feu – Partie 2-10: Essais au fil incandescent/chauffant – Appareillage et méthode commune d'essai (IEC 60695-2-10:2021/COR1:2024); Version allemande EN IEC 60695-2-10:2021/AC:2024-01</p></div> <div>Total number of pages 5 Pages</div> <div>DKE Deutsche Kommission Elektrotechnik Elektronik Informationstechnik in DIN und VDE</div>		

Disclaimer

Diese zweisprachige Ausgabe enthält die englische Übersetzung dieses Dokuments bzw. bei einer EN-/IEC-Übernahme die englische Übersetzung des Nationalen Vorwortes sowie der nationalen Ergänzungen dieses Dokuments.

Die englische Sprachfassung wurde nach bestem Wissen und Gewissen erstellt, VDE DKE kann jedoch weder eine explizite noch eine implizite Gewährleistung für die Korrektheit, Vollständigkeit oder Aktualität des Inhalts der englischen Sprachfassung übernehmen. Allein maßgeblich ist die deutsche Sprachfassung. Die Anwendung der zweisprachigen Ausgabe geschieht in dem Bewusstsein, dass VDE DKE für Schäden oder Verluste jeglicher Art nicht haftbar gemacht werden kann. Die Anwendung der zweisprachigen Ausgabe entbindet den Nutzer nicht von der Verantwortung für eigenes Handeln und geschieht damit auf eigene Gefahr.

This bilingual edition includes the English translation of this document or, for EN/IEC adoptions, the English translation of the German national foreword and German national additions to this document.

The English language version has been prepared to the best of our knowledge and belief. However, VDE DKE cannot give any warranty, express or implied, as to the accuracy, completeness or timeliness of the content of the English language version. The German language version alone is authoritative. The use of the bilingual edition is made in the knowledge that VDE DKE cannot be held liable for damage or loss of any kind. The use of the bilingual edition does not release the user from the responsibility for his own actions and is therefore at his own risk.

The German committee responsible for this corrigendum is DKE/K 133 "Prüfverfahren zur Beurteilung der Brandgefahr von elektrotechnischen Produkten und Isolierstoffen" of the DKE German Commission for Electrical, Electronic & Information Technologies of DIN and VDE (www.dke.de).

Up-to-date information on this document can be accessed via the DKE (www.dke.de) and DIN (www.din.de) websites by searching for the document number.

The original document contains colour figures that are displayed in grey scales in the paper version. The electronic version of the present document contains the figures in the original colour type.

In

DIN EN IEC 60695-2-10 (VDE 0471-2-10):2023-10

Due to the European corrigendum (CENELEC Corrigendum January 2024 to EN IEC 60695-2-10:2021) Corrigendum January 2024 to EN IEC 60695-2-10:2021 is implemented.

English version

Fire hazard testing – Part 2-10: Glowing/hot-wire based test
methods – Glow-wire apparatus and common test procedure
(IEC 60695-2-10:2021/COR1:2024)

Essais relatifs aux risques du feu – Partie
2-10: Essais au fil incandescent/chauffant –
Appareillage et méthode commune d'essai
(IEC 60695-2-10:2021/COR1:2024)

Prüfungen zur Beurteilung der Brandgefahr –
Teil 2-10: Prüfverfahren mit dem Glühdraht –
Glühdrahtprüfeinrichtung und allgemeines Prüfverfahren
(IEC 60695-2-10:2021/COR1:2024)

The Corrigendum comes into force on 19 January 2024 for incorporation into the German version of the EN.



European Committee for Electrotechnical Standardization
Comité Européen de Normalisation Electrotechnique
Europäisches Komitee für Elektrotechnische Normung

CEN-CENELEC Management Centre: Rue de la Science 23, B-1040 Brüssel

Endorsement notice

The text of Corrigendum IEC 60695-2-10:2021/COR1:2024 was approved by CENELEC as a EN IEC 60695-2-10:2021/AC:2024-01 without any modification.

4.3 Temperature measuring system

Add the following new text at the end of Subclause 4.3:

Other temperature measuring instrumentation may be used, but, in case of dispute, the thermocouple method must be used.

B.3.0 Observation and measurement

Replace, in the NOTE “7.2.0”^{N1} with “7.2” .

Figure C.1 – Times and durations (Example: ignition occurs at 5 s and extinguishing occurs at 50 s))

Replace the existing title of Figure C.1

Figure C.1 – Times and durations (in accordance with Clause 3)

Replace existing Figure C.1 with the following new figure:

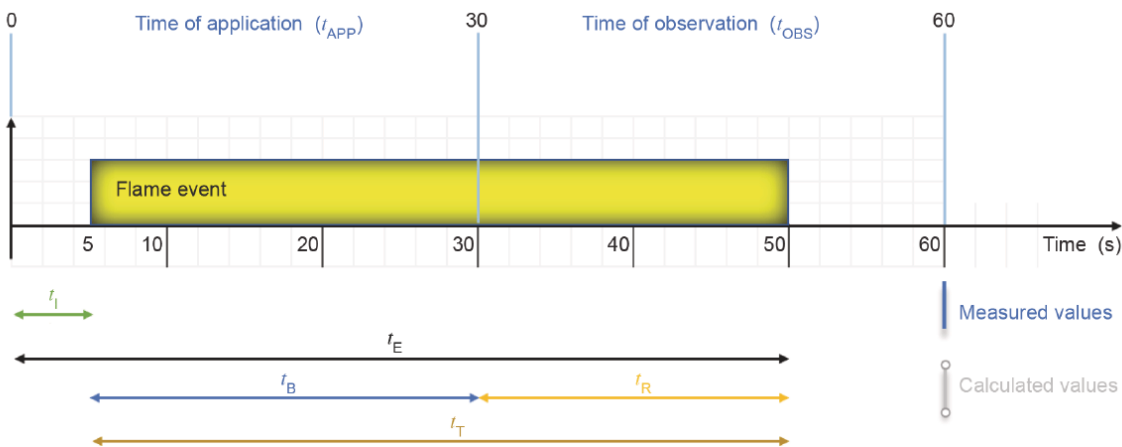



Figure C.2 – Evaluation scheme with examples

Replace existing Figure C.2 with the following new figure:

^{N1} National footnote: In DIN EN IEC 60695-2-10 (VDE 0471-2-10):2023-10 “7.2 b)” is listed.



Only applies to the German version.

In

DIN EN IEC 60695-2-10 (VDE 0471-2-10):2023-10

the following corrections need to be implemented:

B.3. Observation and measurement

In B.3.1 replace the first paragraph with the following paragraph:

Immediately after completion of the one-point temperature measurement verification (see 5.2), the glow-wire is heated to 960 °C. After the temperature has stabilized (± 5 °C) for at least 60 s, the heating current and the indicated temperature are recorded. This process is repeated at intervals of 50 K (60 K above 900 °C) down to 500 °C (i. e. 960 °C, 900 °C, 850 °C, ..., 550 °C, 500 °C).

Replace in the NOTE "7.2 b)" with "7.2" .